


2007

LUV TILE



*Distributors of Pool Tile and More...
Since 1994*



www.luvtile.com

TABLE OF CONTENTS

PAGE #	ITEM	PAGE #	ITEM
16	AQUA PILLOWS (AQP) - MOSAIC TILE	19	LUV WHEEL (LWX) - MOSAIC TILE
22	ARROWHEADS (AWH) - MOSAIC TILE	35	MARBLE SPILLWAYS, POOL TABLES, & SILLS
33	ARTISTRY IN MOSAICS	5	MICA (MIC) - 6X6 TILE
22	AUTUMN LEAVES (ALF) - 3X3 TILE	3	MULTI (MUL) - 6X6 TILE
21	BAROQUE (BAX) - MOSAIC TILE	13	NAUTILUS (NAX) - MOSAIC TILE
9	BICIO PAPAO (BIC) - 6X6 TILE	3	OLD STYLE (LLD) - 6X6 TILE
23	BIG WAVE (BIG) - MOSAIC TILE	10	PALLADIUM (PAL) - 6X6 TILE
8	CANYON (CNY) - 6X6 - 2X2 TILE	7	PAN DI STELLI (PAN) - 6X6 TILE
10	CAPRI (CAP) - 6X6 TILE	11	PIU-O-MENO (PMO) - 6X6 TILE
28	COPING	10	PIRITI (PTX) - 6X6 TILE
33	CUSTOM MOSAICS	7	QPQ - 6X6 - 1X1 TILE
3,9,32	DECOS	32	RECOMPOSED TRAVERTINE DECOS
36	DEPTH MARKERS	31	RECOMPOSED WATER FEATURES
12	DOUBLE DOLPHIN (DDL) - MOSAIC TILE	16	ROMAN (ROM) - MOSAIC TILE
5	ETRUSCA (ETR) - 6X6 TILE	20	ROMAN STONE (RSX) - MOSAIC TILE
6	FRITTO MISTO (FRI) - 6X6 TILE	3	RUSTIC ROPE (RRX) - 6X6 TILE
8	FOSSIL (FOS) - 6X6 - 2X2 TILE	11	SIERRA (SIE) - 6X6 - 2X2 TILE
25	FROST PROOF TRIM	9	SLATE (SLA) - 6X6 TILE
28	GRANITE COPING	12	SOLE (SOL) - 6X6 TILE
2,30,36	GRANITE SPILLWAYS, POOL TABLES, & SILLS	7	SPACCO DI CAVA (SPA) - 6X6 TILE
3	HAWAIIAN REEF - 6X6 TILE	3	SYPPRESS (SY-690) - 6X6 TILE
30	HAND HOLDS, SPITTERS & LION HEADS	35	TABLE TOPS
28,29	INDIAN STONE - DECO & COPING	6	TIBURTONE (TIB) - 6X6 TILE
15	LUV FOSSILS (LVF) - MOSAIC TILE	10	TMB - 6X6 TILE
24	LUV KRYSTALS (LAK) - MOSAIC TILE	25	TRIMS PORCELAIN (FROST PROOF NON-SKID)
24	LUV MIX - MOSAIC TILE	26	TRIMS (NON-FROST PROOF)
24	LUV ONES (TUU) - 1X1 TILE	27	TRIMS PORCELAIN (FROST PROOF)
21	LUV PALM (LPA) - MOSAIC TILE	4	TUDORSTONE (TUD) - 6X6 TILE
25	LUV QUILTS (QUI) - 2X2 TILE	14	TUMBLE COLLECTION (TUM) - MOSAIC TILE
19	LUV ROCKS (FTL) - MOSAIC TILE	15	TUMBLE COLLECTION (TUM) - 3X3 & 2X3
23	LUV SLATE (LSL) - 3X3 TILE	18	TWILL (TWL) - MOSAIC TILE
18	LUV STAR (STR) - MOSAIC TILE	17	WHEELSTONE (WHS) - MOSAIC TILE
29	LUV STONE 3X3 (LSX) - MOSAIC TILE	17	WINDMILL (WIN) - MOSAIC TILE

POOL TABLES OF BEAUTY



RUSTIC ROPE 6X6

CORRESPONDING TRIM
AVAILABLE ON PAGES 15,26,27

4 PC. = 1 SQ. FT. • BOX = 15 SQ. FT. • FROST PROOF & ACID RESISTANT PORCELAIN TILE (MODERATE SHADE VARIATION)



RRX-6663~BLACK



RRX-6683~LT. BLUE



RRX-674~BLUE

OLD STYLE 6X6

4 PC. = 1 SQ. FT. • BOX = 15 SQ. FT. • FROST PROOF & ACID RESISTANT PORCELAIN TILE (MODERATE SHADE VARIATION)



LLD-5587~COBALT BLUE



LLD-5525~BROWN



LLD-5574~STONE BLUE



HAWAIIAN REEF 6X6

4 PC. = 1 SQ. FT. • BOX = 15 SQ. FT. • FROST PROOF & ACID RESISTANT PORCELAIN TILE (MODERATE SHADE VARIATION)



HRF-6687~BLUE


TILES CAN
BE 1/4
TURNED
IN ANY
DIRECTION
FOR NON-
REPEATING
PATTERN



HRF-6625~RUST

MULTI 6X6

4 PC. = 1 SQ. FT. • BOX = 15 SQ. FT. • FROST PROOF & ACID RESISTANT PORCELAIN TILE (MODERATE SHADE VARIATION)



MUL-6000~BLUE

SYPPRESS 6X6



SYP-690X~TAN

TUDOR 6X6

DECORATIVE FEATURES
AVAILABLE ON PAGES 29-32

FLUSH TRIM - 3"X12" • 4 PC. = 1 SQ. FT. • BOX = 6 SQ. FT. • FROST PROOF
& ACID RESISTANT PORCELAIN TILE (LARGE SHADE VARIATION)

3" X12"~COAL



TUD~COAL

TUD~RUST

3" X12"~IVORY



TUD~IVORY

3" X12"~WHEAT



TUD~WHEAT

3" X12"~COPPER



TUD~COPPER

3" X12"~RUST



TUD~RUST

4

ETRUSCA 6X6

DECORATIVE FEATURES
AVAILABLE ON PAGES 29-32


4 PC. = 1 SQ. FT. • BOX = 7.5 SQ. FT. • FROST PROOF & ACID RESISTANT PORCELAIN TILE (EXTREME SHADE VARIATION)




ETR~BLUE



ETR~BROWN



ETR~GREEN



ETR-BLUE
(WATERLINE)

MUL-1000
(DECO)

MICA 6X6

3" X12"~BRON



MIC~BRON
3" X12"~COBA



MIC~COBA

3" X12"~GRAF




MIC~GRAF
3" X12"~GIADA



MIC~GIADA

4 PC. =
1 SQ. FT
BOX =
7.5 SQ. FT.
FROST PROOF
& ACID
RESISTANT
PORCELAIN
TILE
(MODERATE SHADE
VARIATION)



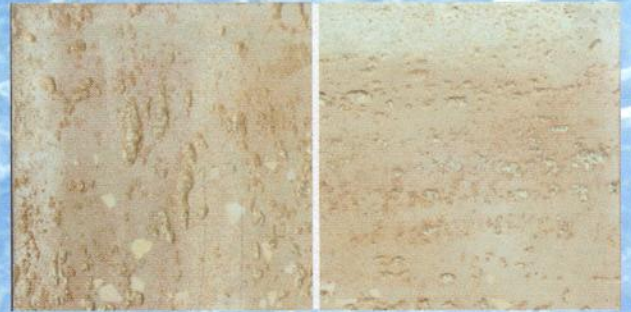
TIB-ANTRACITE

TIBURTONE 6X6 SEMI-POLISHED

FLUSH TRIM 3" X 12" • 4 PC. = 1 SQ. FT.
• BOX = 7.25 SQ. FT.
• FROST PROOF & ACID RESISTANT
PORCELAIN TILE (LARGE SHADE VARIATION)



TIB-NOCE



TIB-BEIGE

6



TIB-BEIGE

FRITTO MISTO 6X6 BRUSHED MARBLED LOOK

FLUSH TRIM 3" X 12" • 4 PC. = 1 SQ. FT. • BOX = 7.25 SQ. FT.
FROST PROOF & ACID RESISTANT PORCELAIN TILE
(LARGE SHADE VARIATION)



FRI-SCURO



FRI-CHIARO



FRI-MEDIO

NOTE: THIS SERIES DOES NOT HAVE STRAIGHT EDGES

SPACCO DI CAVA 6X6


DECORATIVE FEATURES AVAILABLE ON PAGES 29-32

FLUSH TRIM 3" X 12" • 4 PC. = 1 SQ. FT. • BOX = 7.25 SQ. FT.
 FROST PROOF & ACID RESISTANT PORCELAIN TILE (EXTREME SHADE VARIATION)

WITH TUMBLED EDGES




SPA-DORATO



SPA-BRUNO



SPA-AUREO



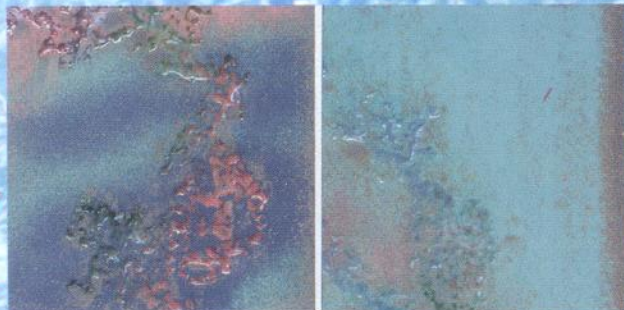
SPA-ANTRACITE

SPA-BRUNO (DECO)
 SPA-DORATO (WATERLINE)

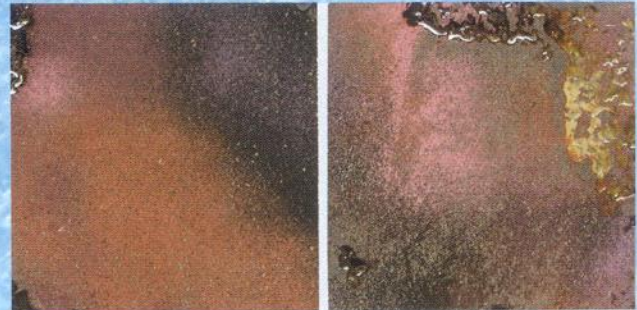
QPQ 6X6 AND 1X1

FLUSH TRIM 3" X 24" • (1X1) 1 SHEET = 1 SQ. FT. • (6X6) 1 BOX = 7.25 SQ. FT. • 4 PC. = 1 SQ. FT.
 FROST PROOF & ACID RESISTANT PORCELAIN TILE (EXTREME SHADE VARIATION)

7




QPQ-BLUE




QPQ-NERO

PAN DI STELLE 6X6

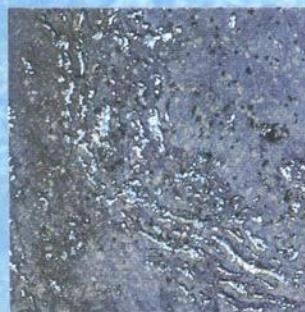
FLUSH TRIM 3" X 12" • 4 PC. = 1 SQ. FT. • 1 BOX = 7.25 SQ. FT.
 FROST PROOF & ACID RESISTANT PORCELAIN TILE (EXTREME SHADE VARIATION)



UG-QPQ-11BL
 (1X1)



UG-QPQ-11NE
 (1X1)



PAN-BLUE



PAN-NERO

SEMI-POLISHED FINISH


Shade variations are an inherent characteristic of all kiln-fired ceramic tiles. This variation enhances its natural beauty. Please inspect actual shade of tile before installation. Use Constitutes acceptance.

NEW FOR 2017

NEW FOR 2017

CANYON 6X6 AND 2X2 MIX

4 PC. = 1 SQ. FT. • 1 BOX = 8 SQ. FT. • FROST PROOF & ACID RESISTANT PORCELAIN TILE (EXTREME SHADE VARIATION)



CNY~BLUE


**NEW
FOR
07**




CNY~ROSSO



UG-CNY~MIXX (2X2)



CNY~NERO



CNY~SAHARA


FOSSIL 6X6 AND 2X2 MIX

4 PC. = 1 SQ. FT. • 1 BOX = 11 SQ. FT. • ALL TILES ARE FROST PROOF & ACID RESISTANT (EXTREME SHADE VARIATION)



FOS~RED

**NEW
FOR
07**



UG-FOS~MIXX (2X2)



FOS~GREEN




FOS~ALMOND

Shade variations are an inherent characteristic of all kiln-fired ceramic tiles. This variation enhances its natural beauty. Please inspect actual shade of tile before installation. Use Constitutes acceptance.


BICIO PAPAIO 6X6

DECORATIVE FEATURES
AVAILABLE ON PAGES 29-32


FLUSH TRIM 3" X 17.5" • 4 PC. = 1 SQ. FT. • BOX = 7.25 SQ. FT. • FROST PROOF & ACID RESISTANT PORCELAIN TILE
(MODERATE SHADE VARIATION)




BIC-BIANCO



BIC-NERO



BIC-GRIGIO



BIC-BLUE

SLATE 6X6

4 PC. = 1 SQ. FT. • BOX = 8 SQ. FT. • FROST PROOF & ACID RESISTANT PORCELAIN TILE (MODERATE SHADE VARIATION)

DECO



UG-SLA~DK. BLUE

DECO



SLA-6886~DK. BLUE



UG-SLA~BEIGE



SLA-6885~BEIGE

DECO



UG-SLA~BRUNO



SLA-6884~BRUNO



SLA-6887~GREEN



CAPRI 6X6

DECORATIVE FEATURES
AVAILABLE ON PAGES 29-32


FLUSH TRIM 3-1/2" X 14" • 4 PC. = 1 SQ. FT. • 1 BOX = 11.5 SQ. FT. • FROST PROOF & ACID RESISTANT PORCELAIN TILE (MODERATE SHADE VARIATION)




CAP-IVORY



CAP-SAGE



CAP-WALNUT



CAP-SUNRISE

PIRITI 6X6

10

FLUSH TRIM 3" X 12" • 4 PC. = 1 SQ. FT. • 1 BOX = 7.75 SQ. FT. • FROST PROOF & ACID RESISTANT PORCELAIN TILE (MODERATE SHADE VARIATION)



PTX-0006~RUST



PTX-0002~BLACK

LA GAMMA 6X6

4 PC. = 1 SQ. FT. • 1 BOX = 11 SQ. FT.
(EXTREME SHADE VARIATION)



TMB~MACAUBA

PALADIUM 6X6

FLUSH TRIM 3 X 12 • 4 PC. = 1 SQ. FT. • 1 BOX = 11 SQ. FT.
(EXTREME SHADE VARIATION)

NEW
FOR
07

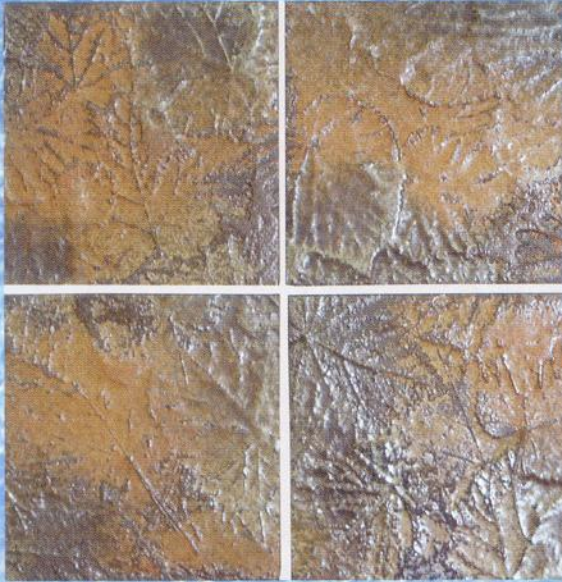


PAL~NERO

Shade variations are an inherent characteristic of all kiln-fired ceramic tiles. This variation enhances its natural beauty. Please inspect actual shade of tile before installation. Use Constitutes acceptance.

PIU-O-MENO 6X6

FLUSH TRIM 3 X 17.5 • 4 PC. = 1 SQ. FT. • 1 BOX = 7.25 SQ. FT. • FROST PROOF & ACID RESISTANT PORCELAIN TILE (EXTREME SHADE VARIATIONS)



PMO-EBANO



PMO-SALMON



PMO-LICHEN

SIERRA 6X6 AND 2X2

FLUSH TRIM 3 X 13 • 4 PC. = 1 SQ. FT. • 1 BOX = 7.5 SQ. FT. • FROST PROOF & ACID RESISTANT PORCELAIN TILE (EXTREME SHADE VARIATION)

SIE~VERDE



(2X2)~SVER

**NEW
FOR
07**

SIE~BEIGE



(2X2)~SBEI

1 SHEET = 1 SQ. FT. • 1 BOX = 11 SQ. FT



(2X2)~SNOC

SIE~NOCE


(2X2)~SNOC

Shade variations are an inherent characteristic of all kiln-fired ceramic tiles. This variation enhances its natural beauty. Please inspect actual shade of tile before installation. Use Constitutes acceptance.

DOUBLE DOLPHIN

CORRESPONDING TRIM
AVAILABLE ON PAGES 15,26,27

1 SHEET = 1.08 SQ. FT. • BOX = 21.6 SQ. FT. • FROST PROOF & ACID RESISTANT PORCELAIN TILE (MODERATE SHADE VARIATION)



DDL-9520~ELECTRIC BLUE MARBLE



DDL-9528~MARINE MARBLE



DDL-9505~DELPH MARBLE



DDL-8528~MARINE BLUE

12

SOLE 6X6


FROST PROOF & ACID RESISTANT PORCELAIN TILE (MODERATE SHADE VARIATION)

SOL-MARE

4 PC. = 1 SQ. FT.
BOX = 8 SQ. FT.

CORRESPONDING
TRIM
AVAILABLE ON
PAGES 15,26,27

Mix & Match!



SOL-DESI



SOL-ONDE



SOL-DEBR



SOL-PESI




SOL-PEBR

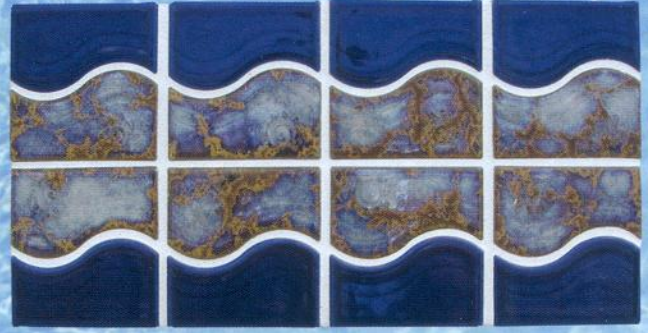
NAUTILUS

CORRESPONDING TRIM
AVAILABLE ON PAGES 15,26,27


1 SHEET = 1.08 SQ. FT. • BOX = 21.6 SQ. FT. • FROST PROOF & ACID RESISTANT PORCELAIN TILE (MODERATE COLOR VARIATION)




NAX-1252~ROYAL BLUE



NAX-590~ROYAL BLUE TERRA




NAX-1674~BLUE STONE
(FADED LOOK EXTREME SHADE VARIATION)




NAX-587~BLUE BERRY


NEW MAY 2007



NAX-325~TEAL



NAX-1222~BLUE/RUST
(FADED LOOK EXTREME SHADE VARIATION)



NAX-505~CARIBBEAN BLUE



NAX-96~BLUE PEARL

THE TUMBLE COLLECTION

1 SHEET = .97 SQ. FT. • BOX = 19.4 SQ. FT. • FROST PROOF & ACID RESISTANT PORCELAIN TILE (EXTREME SHADE VARIATION)



TUM-8227~RUST/BLUE



TUM-8212~RUST/IVORY



TUM-8262~AQUA GREEN/IVORY



TUM-8271~BLUE/IVORY



TUM-8220~RUST



TUM-8280~COAL


14



TTU-3320 (TOP)
TUM-8227~RUST/BLUE (WATERLINE)
TTU-3370 (DECO)

TUMBLE 3X3 AND 2X3 TRIMS

TTU 3" X 3" - 1 SHEET = .97 FT. • 1 BOX = 19.4 SQ. FT. • FROST PROOF & ACID RESISTANT PORCELAIN TILE (FADED LOOK EXTREME SHADE VARIATION)
TRIMS - 2" X 3" • 4 PIECES= 1 LINEAR FOOT.



TTU-3320~RUST


TRM-2311

TRM-2321

TRM-2381

TRM-2371

TTU-3380~COAL





TRM-2351

TRM-2361



TRM-2331

TRM-2341



TTU-3310~IVORY

TTU-3360~AQUA GREEN

TTU-3370~BLUE

15

LUV FOSSILS

1 SHEET = 1 SQ. FT. • 1 BOX = 20 SQ. FT. • FROST PROOF & ACID RESISTANT PORCELAIN TILE (LARGE SHADE VARIATION)

NEW FOR 07

NEW APRIL 07



LVF-6161-ANTIQUE BLUE~ROOTBEER



LVF-6121~FOSSIL BLUE



LVF-6141~LIGHT BROWN/IVORY



LVF-6171~AQUA GREEN/IVORY

Shade variations are an inherent characteristic of all kiln-fired ceramic tiles. This variation enhances its natural beauty. Please inspect actual shade of tile before installation. Use Constitutes acceptance.

AQUA PILLOW

CORRESPONDING TRIM
AVAILABLE ON PAGES 15,26,27

1 SHEET = .97 SQ. FT. • 1 BOX = 19.4 SQ. FT. • FROST PROOF & ACID RESISTANT PORCELAIN TILE
(FADED LOOK EXTREME SHADE VARIATION)



AQP-9212
RUST/IVORY



AQP-9220
RUST



AQP-9227
BLUE/RUST



AQP-9281
RUST/COAL



AQP-9212~RUST/IVORY

16

ROMAN

1 SHEET = 1 SQ. FT. • 1 BOX = 20 SQ. FT. • FROST PROOF & ACID RESISTANT PORCELAIN TILE
(FADED LOOK EXTREME SHADE VARIATION)




CORRESPONDING
TRIM AVAILABLE
ON PAGES
15,26,27

ROM-64~RUSTIC



ROM-590~BLUE MARBLE



ROM-7115~IVORY/BLUE



ROM-64~RUSTIC



ROM-8021~COAL/RUST

(MODERATE SHADE VARIATION)

Shade variations are an inherent characteristic of all kiln-fired ceramic tiles. This variation enhances its natural beauty. Please inspect actual shade of tile before installation. Use Constitutes acceptance.

WHEEL STONE

CORRESPONDING TRIM
AVAILABLE ON PAGES 15,26,27

1 SHEET = 1.08 SQ. FT. • 1 BOX = 21.6 SQ. FT. • FROST PROOF & ACID RESISTANT TILE PORCELAIN TILE (FADED LOOK EXTREME SHADE VARIATION)



WHS-6220
RUST



WHS-6212
RUST/IVORY



WHS-6282
RUST/COAL



WHS-6280
COAL



WHS-6260
RUST/GREEN



WHS-6260
RUST/GREEN

WIND MILL

1 SHEET = 1 SQ. FT. • 1 BOX = 20 SQ. FT.
FROST PROOF & ACID RESISTANT PORCELAIN TILE
(FADED LOOK EXTREME SHADE VARIATION)

NEW MAY 2007



WIN-1966~PATINA



WIN-7631~MIX



WIN-6419~SAHARA/PATINA



WIN-7464~BLUE/SAHARA



WIN-7465~SKY BLUE

Shade variations are an inherent characteristic of all kiln-fired ceramic tiles. This variation enhances its natural beauty. Please inspect actual shade of tile before installation. Use Constitutes acceptance.

TWILL

1 SHEET = .98 SQ. FT. • BOX = 19.6 SQ. FT. • FROST PROOF & ACID RESISTANT PORCELAIN TILE (EXTREME SHADE VARIATION)



TWL-5568~RUST



TWL-5571~JADE



TWL-5572~RUSTIC GREEN



TWL-5573~PATINA



TWL-5574~STONE BLUE
(FADED LOOK)



TWL-5575~MIX

LUV STAR

1 SHEET = 1.06 SQ. FT. • BOX = 21.2 SQ. FT. • FROST PROOF & ACID RESISTANT PORCELAIN TILE (EXTREME SHADE VARIATION)



STR-7771~JADE



STR-7772~RUSTIC GREEN

Shade variations are an inherent characteristic of all kiln-fired ceramic tiles. This variation enhances its natural beauty. Please inspect actual shade of tile before installation. Use Constitutes acceptance.

BRIGHT & MAT MIX

LUV ROCKS

CORRESPONDING TRIM
AVAILABLE ON PAGES 15,26,27

1 SHEET = 1 SQ. FT. • 1 BOX = 20 SQ. FT. • FROST PROOF & ACID RESISTANT PORCELAIN TILE (EXTREME SHADE VARIATION)



FTL-7774~BLUE/IVORY



FTL-7720~RUST



FTL-7727~RUST/BLUE




FTL-7780~COAL

LUV WHEEL

1 SHEET = 1 SQ. FT. • BOX = 20 SQ. FT. • FROST PROOF & ACID RESISTANT PORCELAIN TILE (FADED LOOK EXTREME SHADE VARIATION)

BRIGHT & MAT MIX

NEW FOR 07



LWX-8627
BLUE/RUST



LWX-8620
RUST

NEW FOR 07



LWX-505
CARIBBEAN BLUE



LWX-590
ROYAL BLUE



LWX-325
TEAL BLUE



LWX-8674
STONE BLUE

Shade variations are an inherent characteristic of all kiln-fired ceramic tiles. This variation enhances its natural beauty. Please inspect actual shade of tile before installation. Use Constitutes acceptance.

ROMAN STONE

CORRESPONDING TRIM
AVAILABLE ON PAGES 15,26,27

1 SHEET = 1.05 SQ. FT. • 1 BOX = 21 SQ. FT. • FROST PROOF & ACID RESISTANT PORCELAIN TILE (FADED LOOK EXTREME SHADE VARIATION)



RSX-64~SAHARA



RSX-64~SAHARA




RSX-1964~MIX



RSX-7464~BLUE/BROWN



RSX-674~SKY BLUE



RSX-65~SAND



RSX-66~DESERT

Shade variations are an inherent characteristic of all kiln-fired ceramic tiles. This variation enhances its natural beauty. Please inspect actual shade of tile before installation. Use Constitutes acceptance.

20

LUV PALM

CORRESPONDING TRIM
AVAILABLE ON PAGES 15,26,27

1 SHEET = 1 SQ. FT. • BOX = 20 SQ. FT. • FROST PROOF & ACID RESISTANT PORCELAIN TILE (FADED LOOK EXTREME SHADE VARIATION)

NEW
FOR
2007

NEW
MAY
2007



LPA-2424~RUST/IVORY



LPA-2478~MIX



LPA-2464~SAHARA



LPA-2419~PATINA



LPA-2474~BLUE STONE



LPA-2421~JADE



LPA-2474~BLUE STONE

21

BAROQUE

1 SHEET = 1.03 SQ. FT. • BOX = 20.6 SQ. FT. • FROST PROOF & ACID RESISTANT PORCELAIN TILE (FADED LOOK LARGE SHADE VARIATION)



BAX-1966~MIX



BAX-6566~DESERT



BAX-7465~BLUE STONE




BAX-8021~COAL/RUST

Shade variations are an inherent characteristic of all kiln-fired ceramic tiles. This variation enhances its natural beauty. Please inspect actual shade of tile before installation. Use Constitutes acceptance.

ARROWHEADS

1 SHEET = 1.02 SQ. FT. • BOX = 20.4 SQ. FT. • FROST PROOF & ACID RESISTANT PORCELAIN TILE (EXTREME SHADE VARIATION)



AWH-6671~BLUE GRAY / TAN



AWH-6632~BLUE CRYSTAL / BROWN



AWH-6664~BLUE / RUST




AWH-6674~RUST / BLUE


22

AUTUMN LEAVES 3X3


1 SHEET = .97 SQ. FT. • BOX = 19.4 SQ. FT. • FROST PROOF & ACID RESISTANT PORCELAIN TILE • FADED LOOK (EXTREME SHADE VARIATION)



ALF-3320~RUST



ALF-3380~COAL



ALF-3374~STONE BLUE

Shade variations are an inherent characteristic of all kiln-fired ceramic tiles. This variation enhances its natural beauty. Please inspect actual shade of tile before installation. Use Constitutes acceptance.

BIG WAVE *NEW FOR 07*

1 SHEET = 1 SQ. FT. • BOX = 20 SQ. FT. • FROST PROOF & ACID RESISTANT PORCELAIN TILE • FADED LOOK (EXTREME SHADE VARIATION)


FULL SHEET SHOWN



BIG-7160~DARK MIX/COPPER



BIG-7164~SAHARA/DARK BLUE




BIG-7181~RUST/NIGHT BLUE




HALF SHEET SHOWN

LUV SLATE 3X3 *NEW MAY 07*


1 SHEET = 1.08 SQ. FT. • BOX = 21.6 SQ. FT. • FROST PROOF & ACID RESISTANT PORCELAIN TILE
(EXTREME SHADE VARIATION)



LSL-5502~BLUE




LSL-5503~AZUL




LSL-5501~COTTO

LUV ONES

1 SHEET = .97 SQ. FT. • BOX = 19.4 SQ. FT. • FROST PROOF & ACID RESISTANT PORCELAIN TILE (FADED LOOK EXTREME VARIATION)




TUU-1181
COAL



TUU-1174
STONE BLUE




TUU-1111
IVORY




TUU-1161
AQUA GREEN




TUU-1121
RUST



TUU-1164
SAHARA



TUU-1131
FOSSIL BROWN



TUU-1141
FOSSIL GREEN

LUV KRYSTALS

1 SHEET = 1.05 SQ. FT. • BOX = 21 SQ. FT.
FROST PROOF & ACID RESISTANT PORCELAIN TILE
(LARGE SHADE VARIATION)



LAK-4125~BROWN



LAK-4174~BLUE

LUV MIX

FROST PROOF & ACID RESISTANT PORCELAIN TILE
(LARGE SHADE VARIATION)

1 SHEET = 1.18 LIN. FT. • 1 BOX (20 SHTS.) = 23.6 LIN. FT.



(3 COLOR BORDER) UG-LMB~7777

1 SHEET = 1 SQ. FT. • 1 BOX (20 SHTS.)



(4 COLOR MIX) UG-LMX~8888

NEW
MAY
07

LUV QUILTS

1 SHEET = 1.05 SQ. FT. • 1 BOX = 21 SQ. FT. • FROST PROOF & ACID RESISTANT PORCELAIN TILE (EXTREME VARIATION)



QUI-3111~BROWN



QUI-3174~BLUE



QUI-3121~GREEN

* ALSO AVAILABLE
2"x4" NON-SKID
SWIMLANE

FROST PROOF NON - SKID PORCELAIN TRIM TILES 2X6 MUDCAPS

100 PCS. PER BOX



* BLUEBERRY~A42-2687



* BLACK~A42-2660




BROWN~A420-2625

**NEW
FOR
07**



STONE BLUE~A42-2674



TEAL~A42-2657

Shade variations are an inherent characteristic of all kiln-fired ceramic tiles. This variation enhances its natural beauty. Please inspect actual shade of tile before installation. Use Constitutes acceptance.

NON-FROST PROOF TRIM TILES



EXTREME VARIATIONS ON THE 900 COLORS

- (1) Available in A-3602-6" x 6" Mud
- (2) Available in 6" Wall
- (3) Available in A-4402 4 1/4" x 4 1/4" Mud
- (4) Available in 4 1/4" Wall

- (5) Available in A-4200 2" x 6" Mud
- (6) Available in S-4449 4 1/4" x 4 1/4" Flush
- (7) Available in S-4269 2" x 6" Flush
- (8) Available in A-7250 2" x 6" Double Mud

ALL TILES ON THIS PAGE ARE NOT FROST PROOF

LUV RAILS - STONE

AVAILABLE IN 2" X 4" (SHOWN)
AND 3-7/8" X 3-7/8"

3 PC. = 1 LIN. FT. • 1 BOX = 60 LIN. FT. • FROST PROOF & ACID RESISTANT PORCELAIN TILE • FADED LOOK (EXTREME VARIATION)



LRX-19~PATINA




LRX-64~SAHARA



LRX-65~SAND




LRX-2421~RUST



LRX-2460~AQUA GREEN




LRX-2468~STONE WHITE



LRX-2471~BLUE



LRX-2474~STONE BLUE



LRX-2481~COAL

27

LUV RAILS - GLOSSY

FROST PROOF & ACID RESISTANT PORCELAIN TILE (MODERATE VARIATION)

AVAILABLE IN
2" X 4" (SHOWN)
AND 3-7/8" X 3-7/8"



LRX-590
ROYAL BLUE



LRX-2420
ELECTRIC BLUE



LRX-505
CARIBBEAN BLUE



LRX-2622
SAPHIRE



LRX-377
DARK GREEN



LRX-325
TEAL BLUE

Shade variations are an inherent characteristic of all kiln-fired ceramic tiles. This variation enhances its natural beauty. Please inspect actual shade of tile before installation. Use Constitutes acceptance.

FLAMED GRANITE COPING

1-1/2" POLISHED NOSE • 3/4" BODY • FLAMED TOP FOR SLIP RESISTANCE

**TIGER SKIN
YELLOW**



12"X12"
MI-20012X

4"X12"
MI-2004X1

4"X8"
MI-2004X8

**LIAN JIAN
RED**



12"X12"
MI-66412X

4"X12"
MI-6644X1

**GREY
PEARL**



12"X12"
MI-62312X

4"X12"
MI-6234X1

4"X8"
MI-6234X8

**YELLOW
RUSTY**



12"X12"
MI-68212X

4"X12"
MI-6824X1

4"X8"
MI-664X8

4"X8"
MI-6824X8

ALSO AVAILABLE
IN 12"X12" FLAMED TILE

RECOMPOSED TRAVERTINE COPING

28



4"X8"
BLUE
BR-TBLU



4"X8"
CHIARO
BR-TCHI



4"X8"
VERDE
BR-TVER

INDIAN STONE COPING

ACID WASHED FINISH FOR SLIP RESISTANCE • NON FROST-PROOF

4" X 8" X 1.25

ALSO
AVAILABLE
IN 4 X 12



BR-JBRO~JUNGLE BROWN

SHOULD
BE INSTALLED
ROUGH SIDE UP



BR-JGRE~JUNGLE GREEN



BR-RSAN~RAINBOW SANDSTONE

INDIAN STONE

THIS NON-FROST PROOF TILE CAN BE USED ON ANY RAISED WALL OR RAISED SPA, ABOVE THE WATERLINE. THESE CAN BE MIXED & MATCHED WITH OTHER TILES AND DECOS TO CREATE YOUR OWN PERSONALIZED LOOK.
 AVAILABLE SIZES: 4" X 4" • 1" X 1" COPING: 4" X 8" X 1 1/4" • REFER TO PAGE 28
 Upgrade your pool with the richness and beauty of natural stone. (Extreme Shade Variations). Do not acid wash.




UG-IND-GR44
JUNGLE GREEN - MARBLE



UG-IND-BR44
JUNGLE BROWN - MARBLE



UG-IND-RS44
RAINBOW - SANDSTONE



UG-IND~GR11



UG-IND~BR11



UG-IND~RS11


LUV STONE 3X3

CORRESPONDING TRIM AVAILABLE
ON PAGES 15,26,27


1 SHEET = 1.08 SQ. FT. • BOX = 21.6 SQ. FT. • FROST PROOF & ACID RESISTANT PORCELAIN TILE (FADED LOOK EXTREME SHADE VARIATION)




LSX-64~SAHARA



LSX-3374~STONE BLUE



LSX-19~PATINA



LSX-3368~WHITE STONE

Shade variations are an inherent characteristic of all kiln-fired ceramic tiles. This variation enhances its natural beauty. Please inspect actual shade of tile before installation. Use Constitutes acceptance.

RECOMPOSED TRAVERTINE LIONHEADS

LION HEADS 6" X 7-1/2" WITH 1/2" SPITTER HOLE



MI-LHASHX

**3 NEW
COLORS
FOR
07**



MI-LHAVOR



MI-LHANTI



MI-LHBLUE



MI-LHTGRS



MI-LHTCOS

30

RECOMPOSED TRAVERTINE HANDHOLDS

ALL HAND HOLDS ARE FROST PROOF. ACTUAL SIZE 5-7/8" X 5-7/8"



MI-HHTASH

**3 NEW
COLORS
FOR
07**



MI-HHTAVO



MI-HHTANT



MI-HHTBLX



MI-HHTGRX



MI-HHTCOX

Shade variations are an inherent characteristic of all kiln-fired ceramic tiles. This variation enhances its natural beauty. Please inspect actual shade of tile before installation. Use Constitutes acceptance.

NEW FOR 07

RECOMPOSED TRAVERTINE WATER FEATURES

SIZE: 8-3/4" X 8-3/4" WITH 1/2" SPITTER HOLE

SUN FOUNTAINS



MI-SFASHX



MI-SFAVOR



MI-SFBLUE



MI-SFANTI

MEDALLIONS

31



MI-MDASHX



MI-MDAVOR

**NEW
FOR
07**



MI-MDANTI



MI-MDBLUE

TOP 4 DECOS:
6-1/4" X 6-1/4"

DECO PIECES 6X6

FROST PROOF & ACID RESISTANT TILE (LARGE SHADE VARIATION)



UG-DEC~TUNISIA



UG-DEC~HOLLAND



UG-DEC~AUSTRIA



UG-DEC~GREECE



UG-DEC~DF



UG-DEC~LF



DEC-TUNISIA
(DECO)

RECOMPOSED TRAVERTINE DECOS

SIZE 6X6 WITH 2-1/4" CUTOUT IN CENTER SHOWN WITH OPTIONAL INSERTS • FROST PROOF • METALLIC DECOS WILL CHANGE COLOR DURING AGING



UG-FXX~FERR



UG-FXX~COPP



UG-FXX~CHIA



UG-FXX~VERD



UG-GXX~FERR



UG-GXX~COPP




UG-GXX~CHIA



UG-GXX~VERD

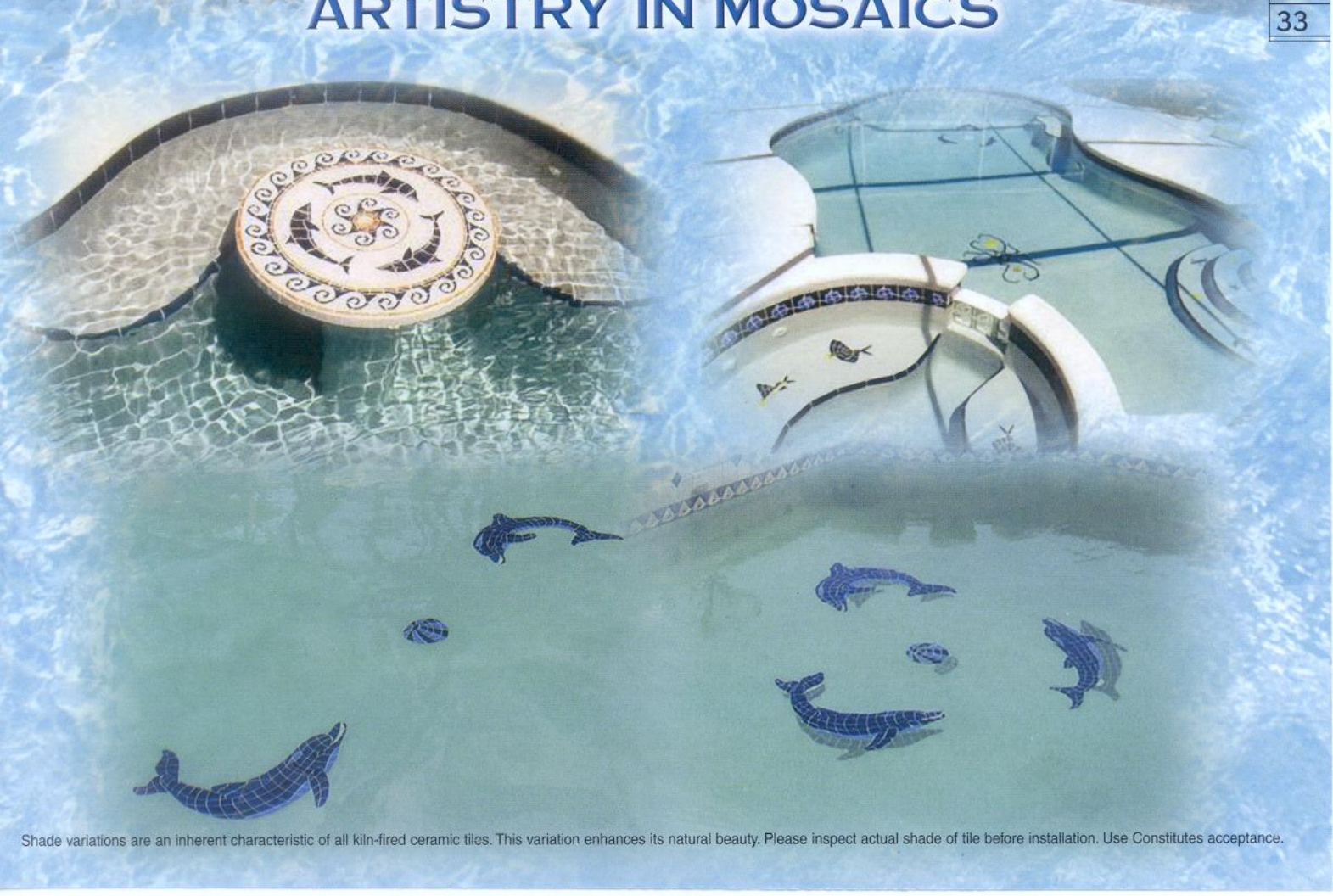
Shade variations are an inherent characteristic of all kiln-fired ceramic tiles. This variation enhances its natural beauty. Please inspect actual shade of tile before installation. Use Constitutes acceptance.

CUSTOM MOSAICS



ARTISTRY IN MOSAICS

33

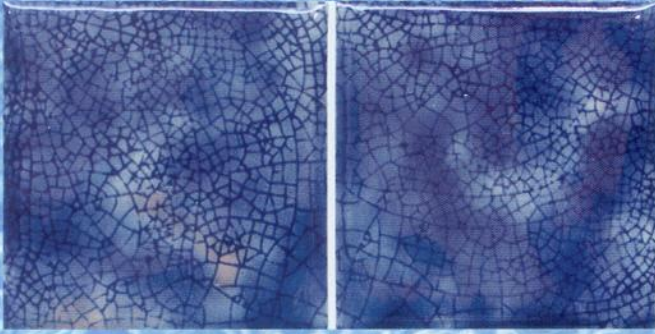


Shade variations are an inherent characteristic of all kiln-fired ceramic tiles. This variation enhances its natural beauty. Please inspect actual shade of tile before installation. Use Constitutes acceptance.


LUV CRAZED 6X6 AND 2X2

**NEW
MAY 2007**

4 PC. = 1 SQ. FT. • 1 BOX = 15 SQ. FT. • FROST PROOF & ACID RESISTANT PORCELAIN TILE
(EXTREME VARIATION)

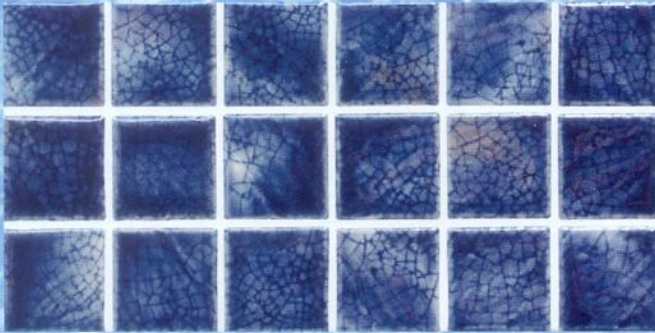


CRZ-6687~BLUE




CRZ-6625~BLUE/BROWN

1 SHEET = 1.05 SQ. FT. • 1 BOX = 21 SQ. FT.



CRZ-2287~BLUE (2X2)



CRZ-2225~BLUE/BROWN (2X2)

CRAZED DOLPHIN DECOS 6X6



UG-CRD~BLUE

**NEW
MAY 07**



UG-CRD~GREEN

GRANITE & MARBLE

(EXTREME SHADE VARIATION)

POOL TABLES

WITH BROKEN & POLISHED EDGE
SIZES AVAILABLE:

34" X 2"
24" X 2"



SEATING AVAILABLE:
12" X 2"

COLOR CHOICES

FOR POOL TABLES, SPILLWAYS, AND SILLS



GREEN JADE



YELLOW RUSTY



WHITE PEARL

SPILLWAYS & SIDES

AVAILABLE WITH BROKEN OR STRAIGHT POLISHED EDGES

SPILLWAY SIDE
2 PC. SET
9" X 6 1/2" X 5/8"



SPILLWAY
POLISHED EDGE
17" X 11" X 1"



SICILIAN CREAM

NEW FOR 07

AVAILABLE IN:

6" X 54" MA-SCR 6X5
14" X 36" MA-SCR 14X
16" X 16" MA-SCR 16X

BROKEN OR STRAIGHT POLISHED EDGE SILLS

SIZES AVAILABLE:

4 1/2" X 54" X 1" • 5 1/2" X 54" X 1"
11" X 36" X 1"



POLISHED EDGE
7' INSIDE RADIUS
17" FRONT • 13" BACK
11" DEEP X 1" THICK



MARKER TILE

NON-FROST PROOF
6" X 6" MUDCAP-A3602

FROST PROOF

- 6" X 12" - NO DIVING & NO ENTRY
- 6" X 6" - INTERNATIONAL - NO DIVING
- 6" X 6" - FIELD
- 6" X 6" - FIELD (NON-SKID)

POOL TABLES

LOCATED ON PAGE 35



NO DIVING

6 FT.

INDIAN STONE SHOWN ON PAGE 28 & 29



Distributors of Pool Tile and More...

1763 APEX ROAD

SARASOTA, FLORIDA 34240

PHONE: (941) 378-9331 • FAX: (941) 379-5458

www.luvtile.com

